

Learning Episode 1







My Learning Environment, My Second Home

My Learning Episode Overview

This episode will describe my second home. It showcases the different facilities and learning resources of my school. Visiting these places in my school will enable me to utilize these resources to make the teaching- learning process more meaningful. Being aware of these facilities in my school will give me a sense of belongingness – for this is my second home.

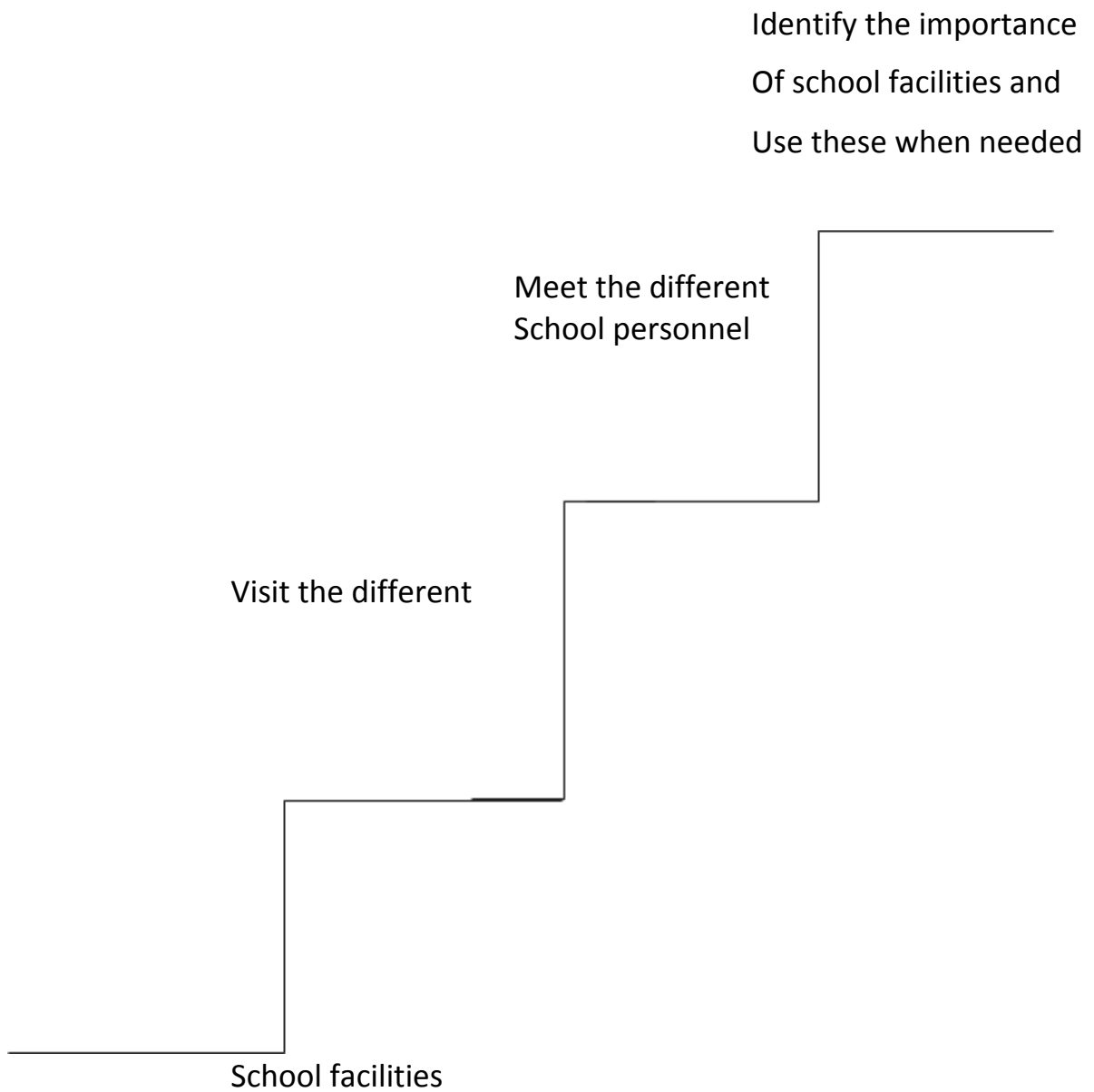
My Targets (Learning Outcomes)

At the end of this activity, I will be able to:

-  visit the school's facilities and resources
-  meet the various school personnel.
-  utilize these learning resources of the school when needed.
-  analyze the vision and mission of the school.

My Map (Learning Episode Directions)

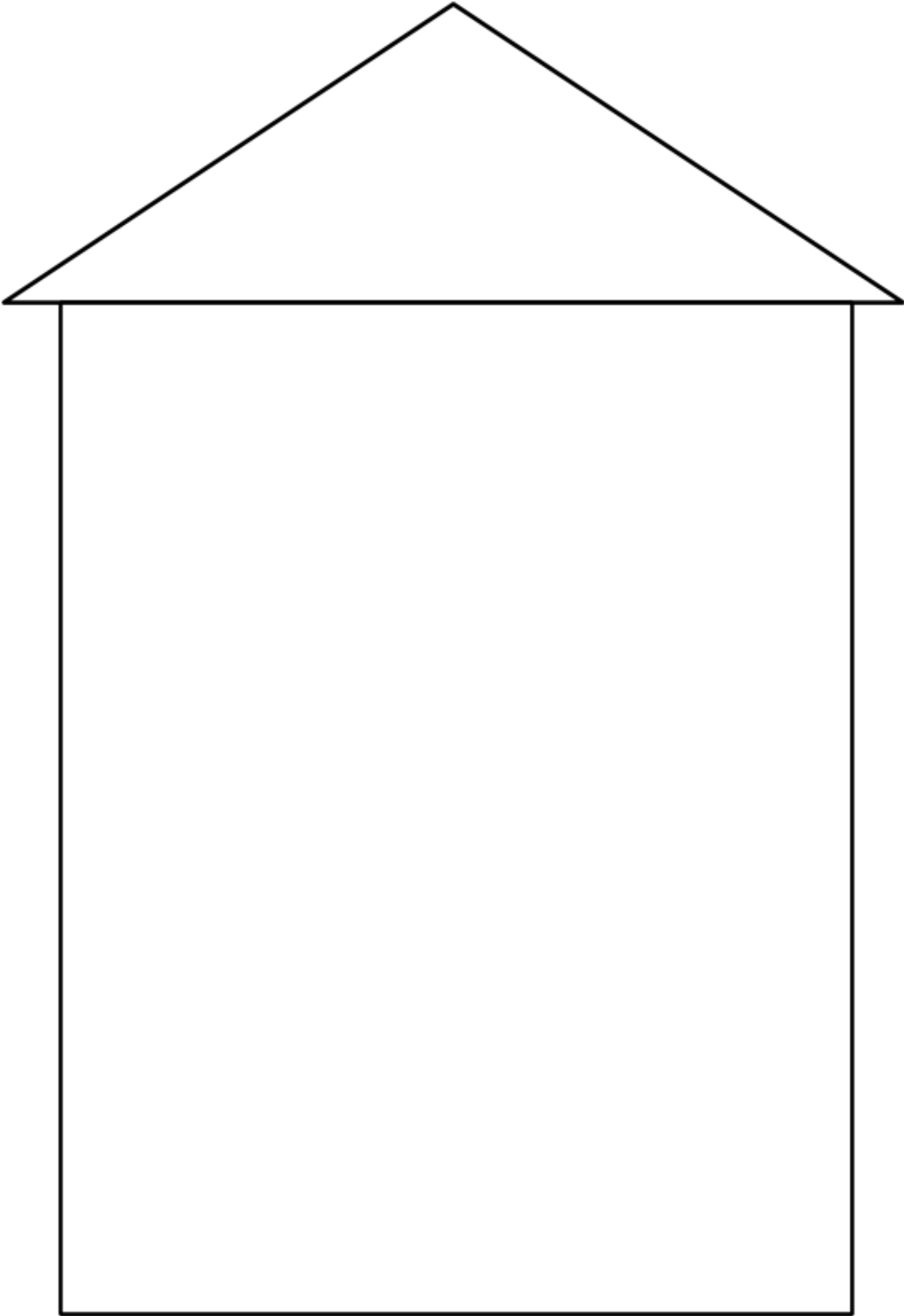
These are the things I need to do:



Read and study
the Vision-Mission
Statement and core
Values of the school

My Big Ideas (Learning Essentials)

The utilization of the school’s learning facilities and resources will enhance the teaching-learning process. These are the resources/facilities of my second home.



Facilities/Learning Resources

My Tasks (Activities)

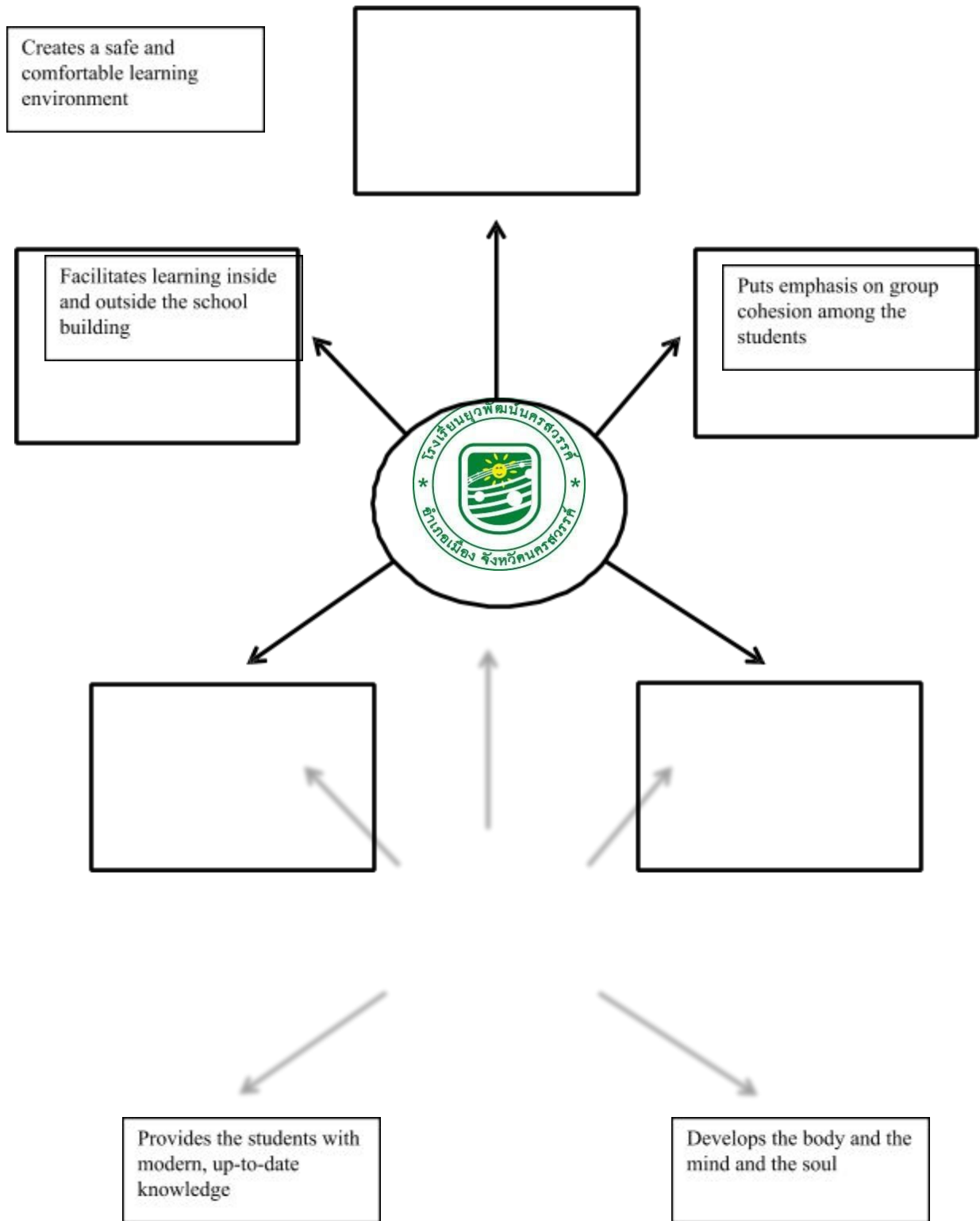
Complete the chart of the school facilities/learning resources you have visited/utilized. Write down the importance of these in ensuring quality instruction.

School Facilities Visited/Utilized	Importance of these facilities in the Teaching-Learning Process
1.Assembly hall	The students can come together when there is no pandemic, and listen to the national anthem and the royal anthem in the morning, or any important announcement. These events are important to build a national identity and create group cohesion.
2.Library	Students can go to the library and read children's books in English and Thai languages, thus familiarizing themselves with literature.
3.Canteen	Students can come and have their meal in the canteen when there is no pandemic, thus deepening friendships and strengthening group cohesion in the school.
4.Garden	The purpose of the garden is to display different plants and teach the students about farming and the stages of a plant's life cycle. It is important because most students come from the city and have no direct contact with nature.
5.Swimming pool	Swimming is a life saving skill. By incorporating swimming into the curriculum when there is no pandemic, students can learn a very important life saving skill.
6.Sports hall	Already the ancient Greeks had the idea that cultivating the body is as important as cultivating the mind. The sports hall enables students to exercise and be healthy.

7.Soccer field	By learning to play soccer students not only get to enjoy sports, but also deepen interpersonal relations and learn to make efforts together in a group towards a common goal.
8.Spirit house	Thailand being a Buddhist country, students get familiar with the spiritual aspect of life every morning they enter the school.
9.Parking lot	By having a large parking lot, the school enables parents to safely tell the last positive messages to the students in the morning when the children come to school, thus creating an emotional feeling of safety.
10.Cold drinking water	Students can take cold drinking water anytime during the day, which is important not only for their health and well-being, but also to make it possible for them to concentrate longer during classes.
11.Computer room	Students can get acquainted with the basics of computer science and technology. An essential skill in the 21 st century.
12.First aid room	Students and parents can feel secure if anything happens, there is always a place in the school where injuries will be taken care of.

My Analysis

A. What can I say about my second home:



B. Write the things you can contribute to your second home

Characteristics of a Sound Learning Environment	What can you do?
--	-------------------------

<p>1. Friendly and non-threatening</p>	<p>Create an atmosphere of trust with due respect within the classroom, be always approachable, and enable for each student to have a good time in breaks between the classes with their peers.</p>
<p>2. Safe, secure and conducive to learning</p>	<p>Set clear boundaries at the very beginning of the school year with clear consequences, thus promoting safe, secure and productive behavior.</p>

3. Environment that promotes fairness and equality

Make sure each and every student is treated the same way. This does not only apply to the teacher-student relation, but also to the student-student relation.

C. After reading the school's vision, mission and goals, I realized that:

I am lucky to be a teacher in a school
which has a vision very similar to mine.
No child is left behind.

School's Vision

We believe that every child has potential. Has its own characteristics Can develop to the highest success in his individual life
Our aim is to create an environment of learning. And facilitate the development of the child according to the aptitudes of each person, creating a powerful learning from himself
With a continuous process step

School's Mission

-

D. I need to internalize and integrate these in my lessons by:

My Reflections/My Insights

Answer the question below:

How

do you feel about your second home?

I feel that my relationship with my colleagues, my students and my school is harmonious and fruitful. It is a very well equipped school with the students in focus. Everything is well-organised, everything is taken care of, and the daily routine of the school facilitates the teaching/learning process. I feel good spending my time there.

My Application (From Theory to Practice)

Read the situations and encircle the letter of the correct answer.

1. How can I promote fairness in my learning environment?
 - A. Respect individual difference
 - B. Separate girls from boys.
 - C. Place all children with special in front.
 - D. Isolate the unruly children in class.
2. To improve the oral proficiency of students in class, what can you do?
 - A. Give them more exercises on grammar.
 - B. Provide the individual work rather than group work.
 - C. Schedule more practice sessions in the speech laboratory.
 - D. Invite a resource speaker.
3. Make your classroom environment safe and secure by _____.
 - A. Asking the security guard to stay near your room.
 - B. Removing some fixtures and using less appliances and devices.
 - C. Ensuring that all unsafe devices are secured.

D. Checking the physical environment at all times.

My Portfolio (Compilation of Learning Documents, Evidence,

Records, etc.)



Library



Assembly hall



Canteen



Garden



Swimming pool



Sports hall



Soccer field



Spirit house



Cold drinking water



Computer room



Parking lot



First aid room



Classroom



Classroom



Classroom

Webpage of the school

Sample lesson plan

Core Grade: 1 Teacher: Charlie Length of lesson: 1h 13/08/2020

Topic:

Months, Age, Birthdays

Warmer: 15 min

1 min –Song: Up, down, turn around, touch the sky and touch the ground,
Wiggle fingers, wiggle toes, wiggle shoulders say hello.

2 min -What day is it today?

2 min -What is the date today?

3 min -Who is absent today?

2 min –Song: What’s the weather, What’s the weather, What’s the weather like today?

Is it windy, is it cloudy, is there sun or is there rain?

5 min -A/B Convo I: Hello, what is your name? / My name is XXXXX. / Nice to meet you, my name is Teacher Charlie. / Nice to meet you too!

Grammar focus:

How old are you? When is your birthday? – speaking skills

Months – Read, Recognise

Drilling and practice: 45 min

2 min – review months of the year

2 min – put month FCs on tray of WB

6 min – repeat months – all class, boys/girls, rows

2 min – T writes convo on WB:

-Hello, how old are you? / I am _ years old. / Really? When is your birthday? / My birthday is in ____.

18 min – Ask every S to come to WB and act out dialogue, two Ss at a time.

14 min – Copy conversation in notebook.

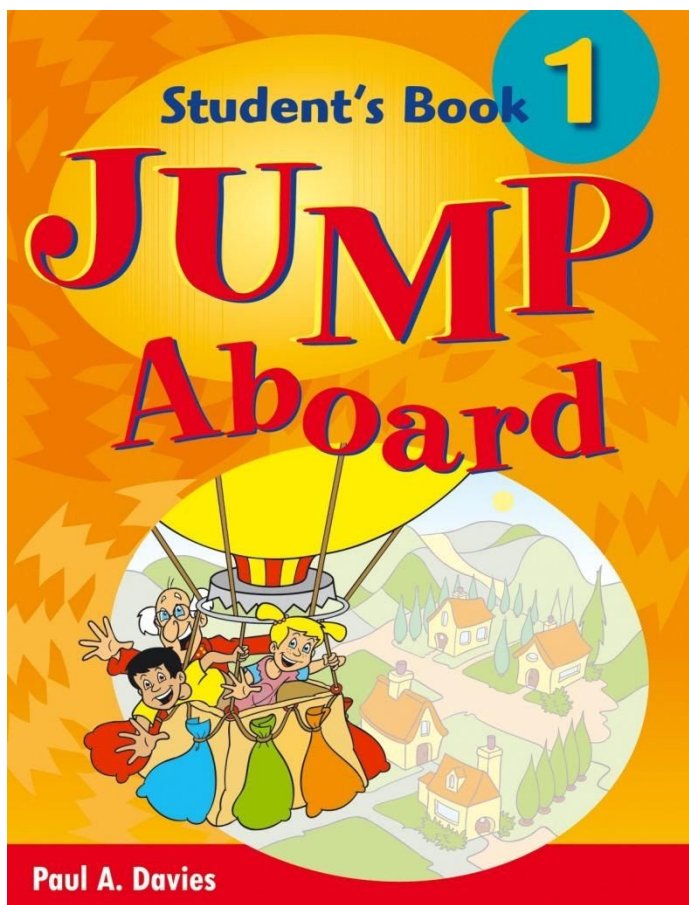
1 min –Song: Up, down, turn around, touch the sky and touch the ground,

Pat your belly, blink your eyes, throw a kiss and say good bye.

Worksheets:

Materials: Month FCs

Textbook



My Assessment (How did I perform in this learning episode?)

	5 Outstanding	4 Exceed/s Expectations	3 Meet/s Expectations	2 Needs Improvement	1 Unacceptable Performance
My Episodes					
My Analysis					
My Reflections					
My Application					
My Portfolio					

Total Score
Average Rating

24

4,8

